

OPERATING TEMPERATURE: 0°C to 50°C (32°F to 122°F)
SHORT TERM STORAGE TEMPERATURE: -30°C to 65°C (-22°F to 149°F)
LONG TERM STORAGE TEMPERATURE: 0°C to 35°C (32°F to 95°F)

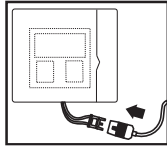


INDICATIONS FOR USE

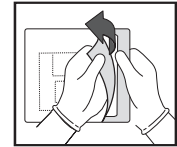
Defibrillation Noninvasive Pacing Cardioversion ECG Monitoring CPR Feedback

For use on pediatric patients with ZOLL® R Series® (software version 8.50 or higher) or X Series® (software version 02.22.04.00 or higher) by trained personnel including physicians, nurses, paramedics, emergency medical technicians and cardiovascular laboratory technicians. OneStep Pediatric CPR electrodes are indicated for use on a patient less than 8 years of age or weighing less than 55lbs (25kg).

PRECONNECTING THE ELECTRODES



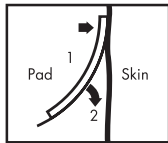
1. Do not open until ready to use.
2. Periodically inspect electrode packaging for seal integrity & expiration date.
3. Attach electrode connector to ZOLL OneStep cable.
4. Open electrode package by pulling apart at yellow arrow.
5. Self test connection disengages after the electrode has been removed from the liner.



SKIN PREPARATION

Ensure skin is clean and dry. Remove any debris, ointments, etc. with water (and mild soap if needed). Wipe off excess moisture/diaphoresis with dry cloth.

ELECTRODE APPLICATION



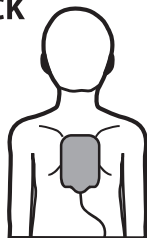
1. Apply one edge of the pad securely to the patient.
2. "Roll" the pad smoothly from that edge to the other. Be careful not to trap any pockets of air between the gel and skin.
3. Connect ECG leads for demand pacing.

⚠ Poor adherence and/or air under electrodes can lead to the possibility of arcing and skin burns.

ELECTRODE PLACEMENT (ANTERIOR-POSTERIOR ONLY)

Recommended for defibrillation, noninvasive pacing, cardioversion, CPR feedback and ECG monitoring of pediatric patients.

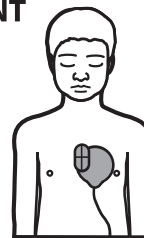
BACK



Grasp the Back/Sternum electrode from the bottom red tab and peel from the plastic liner. Apply electrode centered along spine of patient.

⚠ Always apply Back electrode first. If Front electrode is already in place when patient is being maneuvered for placement of the Back electrode, the Front electrode may become partially lifted. This could lead to arcing and skin burns.

FRONT



Grasp the Apex/Front electrode from the bottom red tab and peel from the plastic liner. Apply over cardiac apex with the nipple alongside adhesive area.

⚠ Avoid any contact between nipple and gel treatment area. Skin of the nipple area is more susceptible to burning.

CPR INSTRUCTIONS



Place hands directly on the anterior CPR sensor when conducting chest compressions.

⚠ Do not perform chest compressions through the electrodes. Doing so may cause damage to the electrodes that could lead to the possibility of arcing and skin burns.

⚠ WARNINGS

1. Place electrodes in the Anterior/Posterior position ONLY.
2. Use of adult electrodes or adult mode with pediatric patients can result in the delivery of excessive energy doses.
3. Pediatric energy levels must be manually set to site-specific clinical protocols when using OneStep Pediatric Electrodes on defibrillators other R Series. Refer to defibrillator operator's manual.
4. Do not use if gel is dry. Dried out gel can lead to skin burning. Do not open pouch until ready to use. Do not use electrodes past the expiration date printed on the pouch label.
5. Do not fold electrodes or packaging. Any fold in or other damage to the conductive element could lead to the possibility of arcing and/or skin burns.
6. After patient movement due to defibrillation, pacing, chest compressions or patient repositioning, press pads to skin to ensure good coupling between pads and skin.
7. Continuous pacing of patients could cause burns. Periodic inspection of the underlying skin, at least every 30 minutes during pacing, is strongly advised.
8. Replace electrodes after 24 hours of use or 1 hour of pacing.
9. These electrodes are recommended for patients weighing less than 55lbs (25kg). For patients over 55lbs (25kg), adult electrodes are recommended. Do not delay therapy to determine actual weight of patient during emergency.
10. U.S. Federal law restricts this device to use by or on the order of a physician.
11. Avoid electrode placement near the generator of an internal pacemaker, other electrodes, or metal parts in contact with the patient.
12. Some current generated by electrosurgical units (ESU) may concentrate in the conductive gel of defibrillation electrodes, especially if an ESU grounding pad other than that recommended by the ESU manufacturer is used. Consult the ESU operator's manual for further details.
13. To avoid electrical shock, do not touch the pads, patient, or bed when defibrillating.
14. Do not discharge standard paddles on or through electrodes or place separate ECG leads under pads. Doing so could lead to arcing and/or skin burning.
15. Do not use electrodes in the presence of oxygen-rich environment or other flammable agents. Doing so could cause explosion.
16. Device disposal shall follow hospital protocol.
17. Use only with ZOLL Pacemaker/Defibrillator products.

ZOLL®

ZOLL Medical Corporation
 269 Mill Road
 Chelmsford, MA 01824-4105 USA
 800-348-9011 Made in USA

ZOLL International Holding B.V.
 Newtonweg 18 6662 PV ELST
 The Netherlands Tel. +31 (0) 481 366410

